




Cleland House, Westminster, SW1P 4FF

Asking Price £2,320,000





Asking Price £2,320,000

Cleland House

Westminster, SW1P 4FF

- Modern three bedroom apartment
- Private balcony
- Residents' leisure suite including gym and pool
- 1,389 sq ft (129 sqm)
- Secure parking space
- 24 hour concierge

This spacious 1,389 sq ft (129 sqm) apartment, set within the stunning Cleland House development in Westminster, is available for chain-free sale through Prime London.

The property is offered inclusive of secure allocated parking.

The property comprises a large open-plan reception with floor-to-ceiling windows, a fully fitted high-end kitchen, three double bedrooms with ample storage, and two beautifully finished bathrooms. The property also benefits from comfort cooling and wooden flooring.

Noted as one of London's premier addresses, Abell & Cleland has been created to provide residences of exceptional quality. This luxurious and centrally located development offers landscaped gardens, a residents' gymnasium, swimming pool, sauna, and steam room, as well as a business Suite.

Close to the Division Bell area surrounding the Houses of Parliament, Abell & Cleland has been conceived by award-winning architects as a range of apartments that match the grand surroundings of their remarkable Westminster location.

Positioned to the south of St. James's Park and east of Victoria, the area includes some of London's most iconic landmarks while retaining a surprisingly village-like atmosphere.

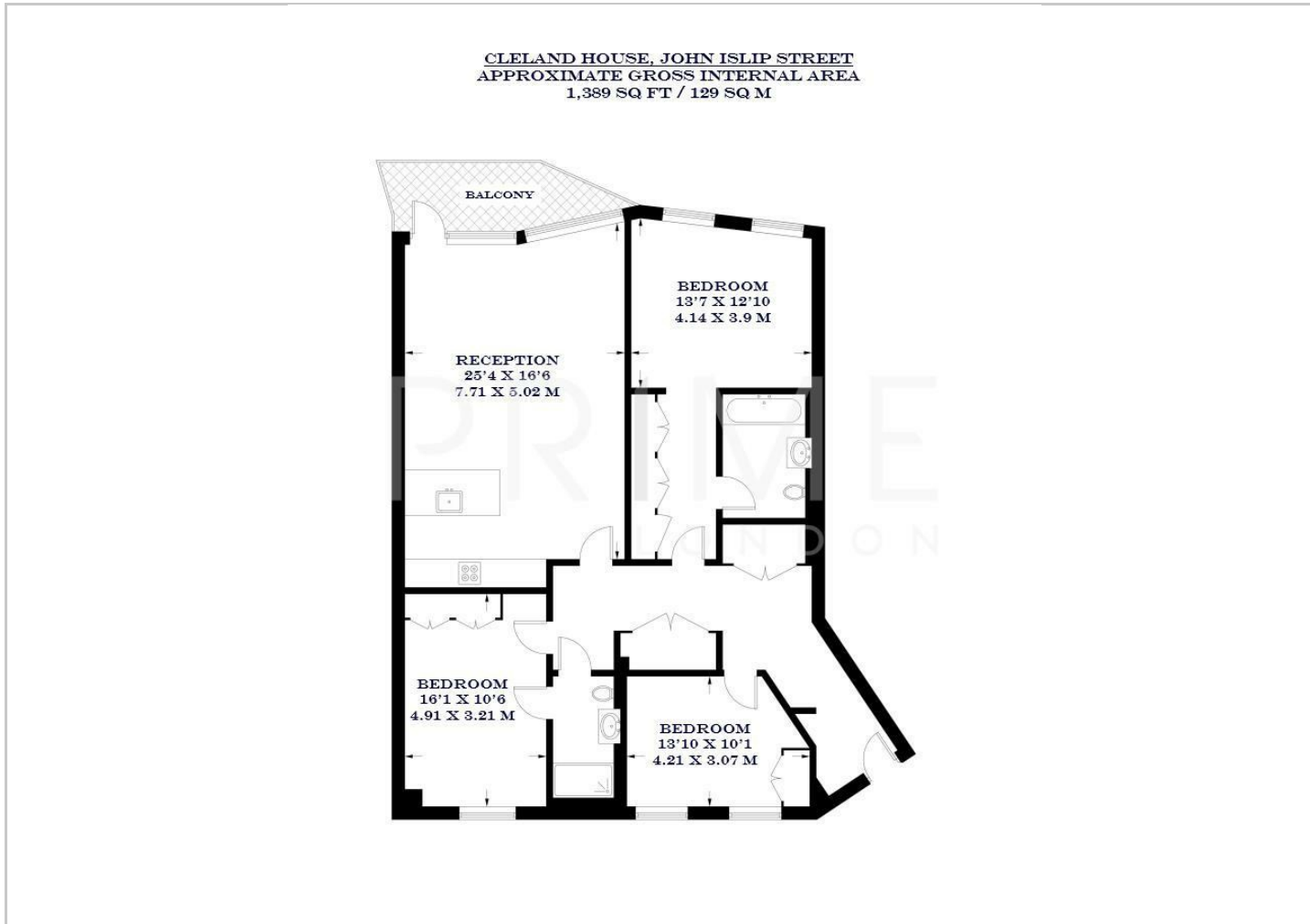
The property is within reach of the many amenities, restaurants, and shops of Victoria, Westminster, and St. James's. Local parklands include Green Park and St. James's Park.







Floor Plans



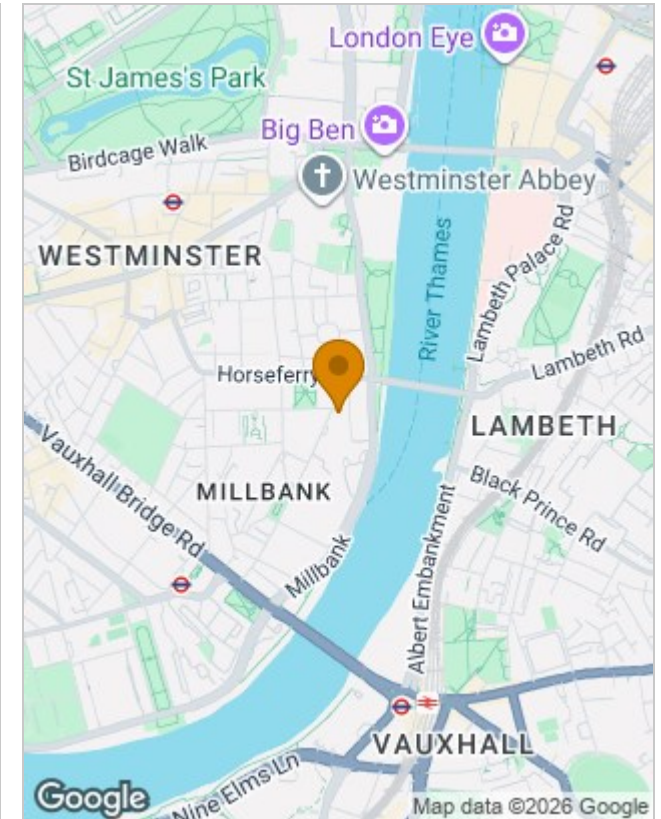
Viewing

By appointment. Contact us if you wish to arrange a viewing appointment for this property, or require further information.

The particulars are set out as a general outline only for the guidance of intended purchasers or lessees, and do not constitute, any part of a contract. Nothing in these particulars shall be deemed to be a statement that the property is in good structural condition or otherwise nor that any of the services, appliances, equipment or facilities are in good working order. Purchasers should satisfy themselves of this prior to purchasing.

21 Grosvenor Gardens, Belgravia, London SW1W 0BP | Palace View, 131 Lambeth Road, London SE1 7BT
Tel: 0207 052 1075 | 0207 928 6663 Email: Office@PrimeLondonResidential.com www.PrimeLondonResidential.com

Location Map



Energy Performance Graph

